



LINEAR *Series*

LINEAR *Classic*

zeffpanels.com

PRODUCT
CATALOG

Classic by appearance. Advanced by design.

LINEAR Classic combines timeless architectural appeal with the durability, strength, and low-maintenance benefits of aluminum, creating a plank system designed for today's buildings and tomorrow's expectations.



NON-COMBUSTIBLE

Manufactured from aluminum, LINEAR Classic planks provide a non-combustible architectural solution suitable for projects requiring enhanced fire performance.



FINISH PERFORMANCE

Available in premium woodgrain and solid color finishes, LINEAR Classic planks are engineered to maintain their appearance with outstanding resistance to fading, chalking, and weathering.



IMPACT & SCRATCH RESISTANT

Engineered architectural finishes provide excellent resistance to everyday wear, helping maintain a premium appearance throughout the life of the building.



SUSTAINABLE DESIGN

Aluminum is one of the world's most recyclable building materials. LINEAR Classic planks support sustainable construction practices through long service life and recyclability.



LOW MAINTENANCE

Enjoy the warmth and appearance of wood without the ongoing upkeep. LINEAR Classic planks require minimal maintenance and never need staining, sealing, or refinishing.



PEST RESISTANT

Unlike wood products, aluminum planks are not susceptible to termites, insects, or biological deterioration, eliminating the need for chemical treatments.



SPECIFICATIONS

LINEAR*Classic*

MATERIAL & THICKNESS .075" Aluminum (6063 High Strength)

PLANK SIZES 6" & 8" | Up to 16ft in length

PLANK DEPTH 1/2" Standard

REVEALS V-Groove or Smooth

ATTACHEMENT Concealed Z-Lock Engagement

WIND LOAD Up to 200 PSF | 48" O.C. MAX

FINISH FEVE & Sublimation

FINISH WARRANTY Up to 25 Years

MATERIAL WARRANTY Up to 75 Years


6" WIDTH



8" WIDTH



Z-LOCK
ENGAGEMENT



PRODUCT: 6" PLANK
FINISH: CUSTOM WALNUT WOODGRAIN

ⓘ CUSTOM LENGTHS 8ft-16ft AVAILABLE

TESTING

**BETTER.
FASTER.
STRONGER.**



**HIGH STRENGTH ALUMINUM.
ARCHITECTURAL DURABILITY.**

Premium materials. Proven performance. LINEAR Classic planks are extruded from 6063 High Strength Aluminum, providing exceptional corrosion resistance and enduring architectural appeal for decades to come.



**BUILT STRONG.
INSTALLED EFFICIENTLY.**

LINEAR Classic planks are engineered for exceptional performance. Our planks have been tested to withstand ultimate wind pressures up to 180-200 PSF while utilizing attachment spacing up to 48" O.C.



ASTM E330

180-200 PSF (Ultimate)
Wind Load at **48" O.C.**



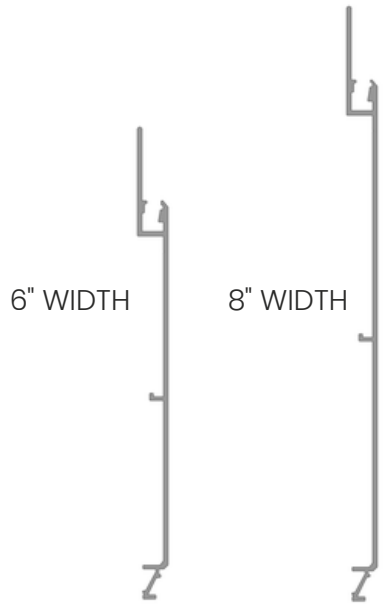
**PACIFIC COAST
DENTAL CARE**

LINEAR*Classic*

PROFILES

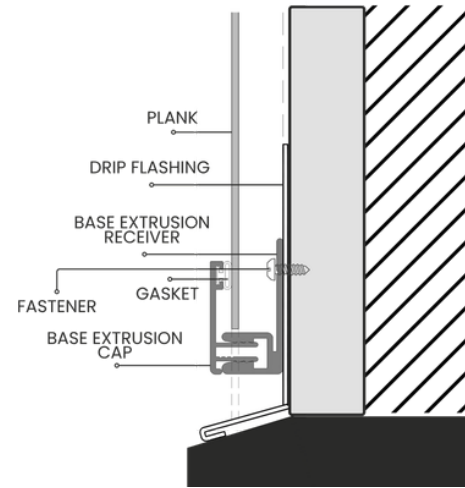
LINEAR*Classic*

PLANKS

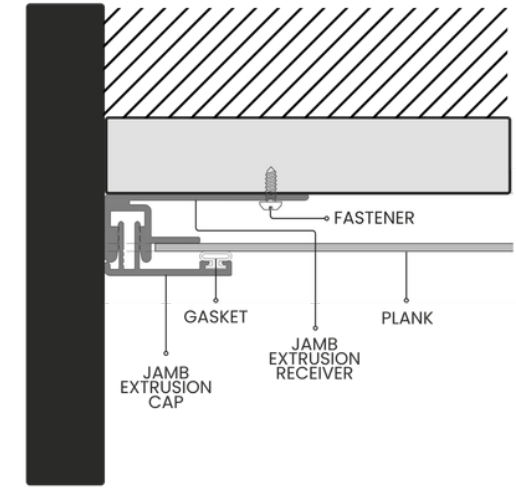


EXTRUSIONS ASSEMBLED

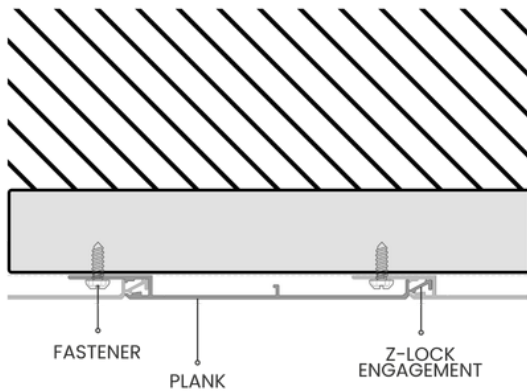
BASE EXTRUSION



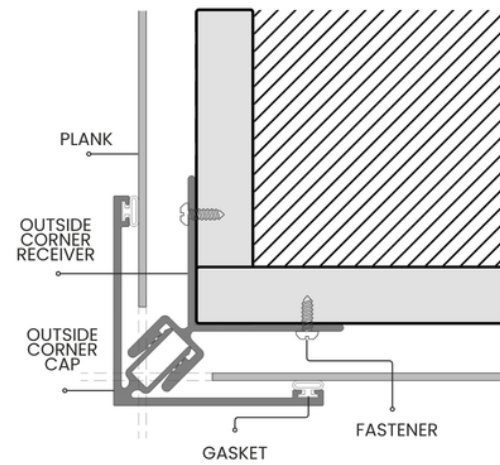
JAMB EXTRUSION



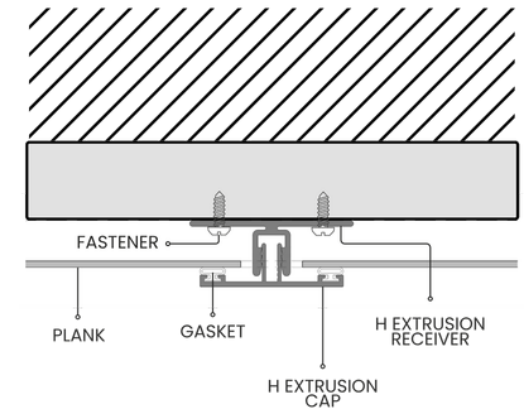
PLANKS ASSEMBLED



H EXTRUSION



OUTSIDE CORNER EXTRUSION



LINEAR*Designer*

FINISH OPTIONS

LINEAR*Classic*

COLOR
CHARTS



LINEAR*Designer*

LINEAR*Classic*



FINISHING

ADVANCED POWDER COATING

Delivering exceptional durability, color consistency, and long-term performance, our advanced powder coating systems are engineered for demanding architectural applications. Whether standard solids, premium mica finishes, stone effects, or custom colors, every finish is applied with precision to ensure lasting beauty and protection.

SUBLIMATION

Experience the warmth and character of natural wood with the strength and longevity of aluminum. Our sublimation process permanently transfers realistic woodgrain and weathering steel patterns into the powder-coated surface, creating highly durable finishes that resist fading, peeling, and weathering.

STANDARD WOODGRAIN FINISHES

Authentic wood appearance on aluminum.

LIGHT TONES



LEMON
BAMBOO



NATURAL
OAK



WEATHERED
REDWOOD




SANDY
BAMBOO

MEDIUM TONES




LIGHT TOASTED
FIR




LIGHT TOASTED
PINE



GOLDEN
OAK



COUNTRY
PINE



BURNT
BAMBOO

DARK TONES



DARK NATIONAL
WALNUT




BURNT
WALNUT



WEATHERED
OAK



BURNT
REDWOOD



AMERICAN
REDWOOD

ARCHITECTURAL WOODGRAINS WITH
AAMA 2604-COMPLIANT PERFORMANCE.



**NEED A
CUSTOM FINISH?**

Custom woodgrain, stone, weathering steel effect, and color-match options are available. Contact ZPS to request finish samples.

FAUX TEXTURE FINISHES

Textured powder coat finishes inspired by natural stone, concrete & weathering steel.

ARCHITECTURAL FAUX TEXTURE WITH
AAMA 2604-COMPLIANT PERFORMANCE.

STONE



WHITE STONE




PORTLAND STONE



SANDSTONE



LIMESTONE



LIGHT GRAY NATURAL
CONCRETE



DARK GRAY NATURAL
CONCRETE



RED BRICK

Interpon.
POWDER COATINGS

**INTERPON D2000
STONE EFFECT**

Superdurable
D2000 Series
20-year film integrity

✓ Qualicoat Class 2 Certified

✓ AAMA 2604 Performance

WEATHERED STEEL




6064/03-DS

AGED IRON
WEATHERED STEEL



6064/02-9G

CANYON BRONZE
WEATHERED STEEL



6064/02-DS

OLIVE PATINA
WEATHERED STEEL



6065/01-9G

AUTUMN BRONZE
WEATHERED STEEL



6052/01-DS

RED IRON
WEATHERED STEEL



6064/02-DS

HARVEST GOLD
WEATHERED STEEL



**NEED A
CUSTOM FINISH?**

Custom woodgrain, stone, weathering steel effect, and color-match options are available. Contact ZPS to request finish samples.


SOLID COLOR FINISHES

Essential architectural colors for everyday applications.


STANDARD COLORS



PURE WHITE ZPS-001



BONE WHITE ZPS-002



OYSTER WHITE ZPS-003




LIGHT IVORY ZPS-004



SANDSTONE ZPS-005



BEIGE ZPS-006



LIGHT GRAY ZPS-007



WINDOW GRAY ZPS-008



BLUE GRAY ZPS-009



DUSTY GRAY ZPS-010



QUARTZ ZPS-012



GRAY BLUE ZPS-016



DARK UMBRA ZPS-013




SLATE ZPS-014



BRILLIANT BLUE ZPS-015



JET BLACK ZPS-020



PATINA GREEN ZPS-017



FIR GREEN ZPS-018



COCOA BROWN ZPS-019

Interpon
POWDER COATINGS

Superdurable
D2000 Series
25-year film integrity
15-year decorative integrity
Qualicoat Class 2
AAMA 2604

Hyperdurable
D3000 Series
30-year film integrity
20-year decorative integrity
Qualicoat Class 3
AAMA 2605

PREMIUM COLORS




GRAY ALUMINUM ZPS-011




BLUE PEWTER ZPS-021



SILVER ZPS-022



CHAMPAGNE ZPS-023



COPPER ZPS-024

NEED A CUSTOM FINISH?
Custom color-match options are available.
Contact ZPS to request finish samples.



zeffpanels.com

 **ZEEFF**
PANEL SYSTEMS



Made in America